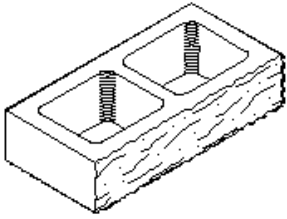
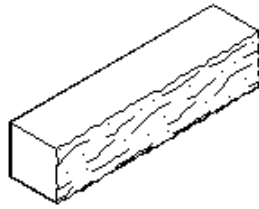


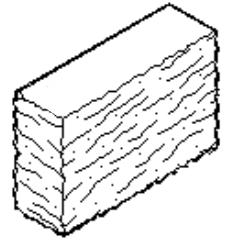
SPECIFICATIONS



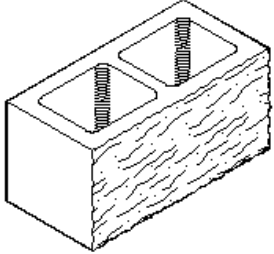
8x4x16 Stretcher
Weight: 19 lbs.
Pieces Per Pallet: 180



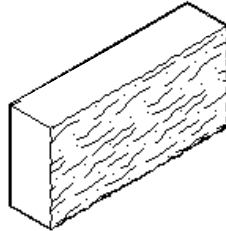
4x4x16 Solid
Weight: 16 lbs.
Pieces Per Pallet: 216



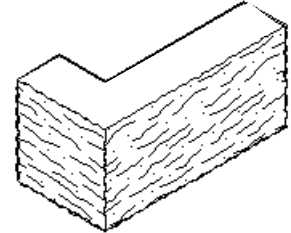
4x8x12 Solid Ret. Corner
Weight: 27 lbs.
Pieces Per Pallet: 144



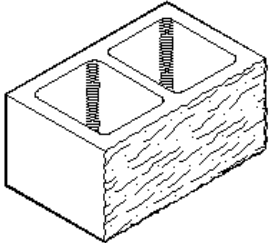
8x8x16 Stretcher
Weight: 39 lbs.
Pieces Per Pallet: 90



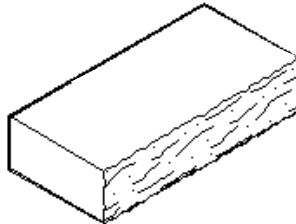
4x8x16 Solid
Weight: 35 lbs.
Pieces Per Pallet: 108



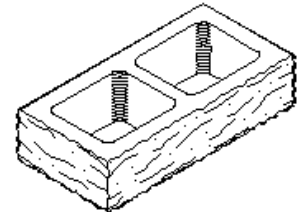
4x8x16 El Corner
Weight: 46 lbs.
Pieces Per Pallet: 72



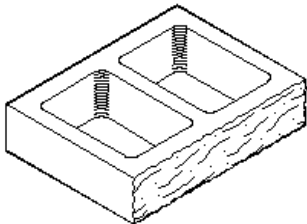
10x8x16 Stretcher
Weight: 48 lbs.
Pieces Per Pallet: 73



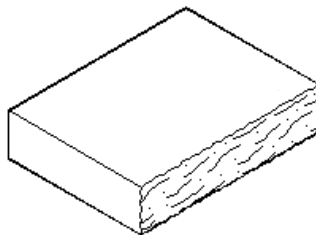
8x4x16 Solid
Weight: 36 lbs.
Pieces Per Pallet: 108



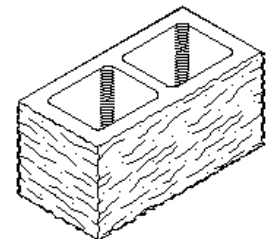
8x4x16 Return Corner
Weight: 20 lbs.
Pieces Per Pallet: 180



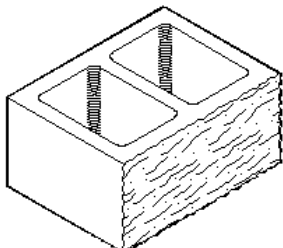
12x4x16 Stretcher
Weight: 28 lbs.
Pieces Per Pallet: 120



12x4x16 Solid
Weight: 52 lbs.
Pieces Per Pallet: 72



8x8x16 Return Corner
Weight: 44 lbs.
Pieces Per Pallet: 90




12x8x16 Stretcher
Weight: 57 lbs.
Pieces Per Pallet: 60

Architectural Block Color Guide



#1 Red



#2 Cranberry



#3 Chocolate



#4 Mocha



#5 Snow White



#6 Iron



#7 Smoke



#8 Tan



#9 Tango



#10 Desert



#11 Natural Gray



#12 Pewter



#13 Utility Gray



#14 Buff



#15 Onyx



#16 Emerald



#17 Light Lemon



#18 Light Cocoa



#19 Light Salmon



#20 Silver Stone



#21 Casement