





# Highland Stone Freestanding Wall

***The wall that stands apart, because it stands alone.***

Take a stand against mundane landscapes with the new Highland Stone® Free Standing Wall. It's crafted with the same earthen colors and rough-hewn texture that made Highland Stone a top choice for retaining walls. A Highland Stone free standing wall can be straight or curved and reach a height of three feet. You can use columns to create design interest and lighting accents. Highland Stone Free Standing Wall blocks are a great way to add seating, borders and dimension to any design. Best of all, the blocks are available in three different sizes for less cutting and more versatility. Highland Stone Free Standing Wall, it's our most beautiful and versatile landscape product yet.



**Large**

Dimensions Front 6" x 18" x 9"  
Dimensions Back 6" x 16" x 9"  
Weight 70 lbs.  
Coverage .71 sq. ft.



**Medium**

Dimensions Front 6" x 12" x 9"  
Dimensions Back 6" x 10" x 9"  
Weight 45 lbs.  
Coverage .46 sq. ft.



**Small**

Dimensions Front 6" x 6" x 9"  
Dimensions Back 6" x 4" x 9"  
Weight 20 lbs.  
Coverage .21 sq. ft.



**Column Unit**

Dimensions Front 6" x 18" x 9"  
Dimensions Back 6" x 18" x 9"  
Weight 75 lbs.  
Coverage .75 sq. ft.



**Cap**

Dimensions Front 3" x 18" x 13"  
Dimensions Back 3" x 12" x 13"  
Weight 44 lbs.  
Coverage .31 sq. ft.



**Prairie Blend**



**Granite Blend**



**Navajo Blend**



Manufactured by R. W. Sidley, Inc., Painesville, Ohio 44077, [www.rwsidley.com](http://www.rwsidley.com)  
For product availability call our Block Plant at 1-800-625-6925.

Color samples shown in our brochure are as accurate as photography and the printing process will allow. Final color selection should be made from actual samples.

# Product Quantity Estimator for Straight Anchor Highland Stone® Free Standing Wall

To use for a straight wall: Identify wall length and wall height to find number of 18", 12" and 6" units needed.

		1: Identify Wall Length									
2: Identify Wall Height <i>Includes Base Course*</i>		5'	10'	15'	20'	25'	30'	35'	40'	45'	50'
1'	6' x 18"	6	11	16	21	27	33	37	43	48	54
	6' x 12"	2	4	5	7	9	11	12	14	16	18
	6' x 6"	2	4	5	7	9	11	12	14	16	18
1.5'	6' x 18"	8	14	21	28	36	43	50	57	64	71
	6' x 12"	4	7	11	14	18	21	25	28	32	35
	6' x 6"	4	7	11	14	18	21	25	28	32	35
2'	6' x 18"	9	18	27	35	45	54	62	72	80	89
	6' x 12"	5	11	16	21	27	32	37	43	48	53
	6' x 6"	5	11	16	21	27	32	37	43	48	53
2.5'	6' x 18"	11	21	32	42	53	65	75	86	96	107
	6' x 12"	7	14	21	28	35	43	50	57	64	71
	6' x 6"	7	14	21	28	35	43	50	57	64	71
3'	6' x 18"	13	25	37	50	62	75	87	100	112	125
	6' x 12"	9	18	27	35	44	53	62	71	80	89
	6' x 6"	9	18	27	35	44	53	62	71	80	89

\*Note: these numbers include a base course of 18"-wide Anchor Highland Stone units.

Estimating a straight free standing wall by square feet using 18" only for base:	Sq. Ft. 15	Sq. Ft. 20	Sq. Ft. 30	Sq. Ft. 40	Sq. Ft. 50	Sq. Ft. 60	Sq. Ft. 75	Sq. Ft. 100
Number of each block size needed for wall, not including buried base.	11	15	22	29	37	44	55	73
Additional 18" base units*	+ 18" base	+ 18" base	+ 18" base	+ 18" base	+ 18" base	+ 18" base	+ 18" base	+ 18" base
*Base course: Divide linear feet by 1.42 for number of additional 18" blocks. Note: The average square foot coverage of a set of 3 blocks (one of each size) is 1.38 sq. ft.								
Example: 10' L x 2' H = 20 sq. ft. above ground. 10' L ÷ 1.42 = 7.04 (8 total of 18" blocks for buried base). Height: 2' Length: 10' ÷ 1.42 = 7.04 8 additional 18" blocks for buried base Total square feet above ground: 20 sq. ft. ÷ 1.38 = 14 14 of each size (6", 12" and 18") + 8 additional 18" blocks								
Estimating a straight free standing wall by square feet using all three block sizes: Divide total square feet by 1.38 = number of each block.								

# Column Quantity Estimator for Anchor Highland Stone® Free Standing Wall

Estimate eight extra large cap units per column for cutting caps. See page 13 for cutting details.							
Height	24"	30"	36"	42"	48"	54"	60"
Units	16	20	24	28	32	36	40

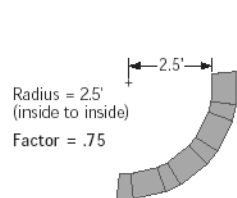
# Product Quantity Estimator for Curved Free Standing Walls

Each radius pattern has a unique average square footage based on the combination of blocks needed to achieve the radius. The buried base course of a curve requires the same blocks as in the pattern above ground. The square footage of the inside radius is slightly less than the square footage of the outside radius. When using this estimator, measure the largest wall face. Note: Maximum wall height is 6 courses.

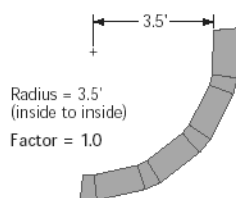
Do the Math: Divide total square footage of wall, including base course, by the factor listed in the FREE STANDING WALL COMMONLY USED RADII patterns below.

Example: Square Feet of Wall 60 sq. ft. (outside square footage)  
Radius 5'  
Factor 1.25  
Equation 60 ÷ 1.25 = 48  
Product Quantity 48 of each block size (6", 12" and 18")

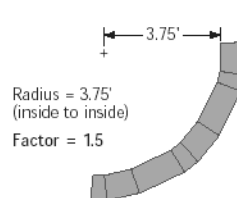
## FREE STANDING WALL COMMONLY USED RADII



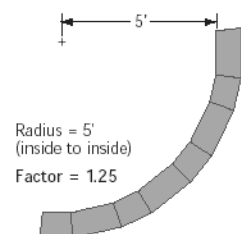
Small and Medium Blocks



Small and Large Blocks



Small, Medium and Large Blocks



Medium and Large Blocks